



# CHILD MARRIAGE LAWS: THE NEED FOR CHANGE

January 2019

Empowering Women through Service and Advocacy in Colorado, Montana, South Dakota, and Wyoming

## CONSEQUENCES OF FEMALE CHILD MARRIAGE

A 70-80% chance of getting divorced

3 times more likely to be beaten by their spouse than those who marry at 21 or older

50% more likely to drop out of high school

4 times less likely to complete college

23% greater risk of disease onset including heart attack, diabetes, cancer, and stroke

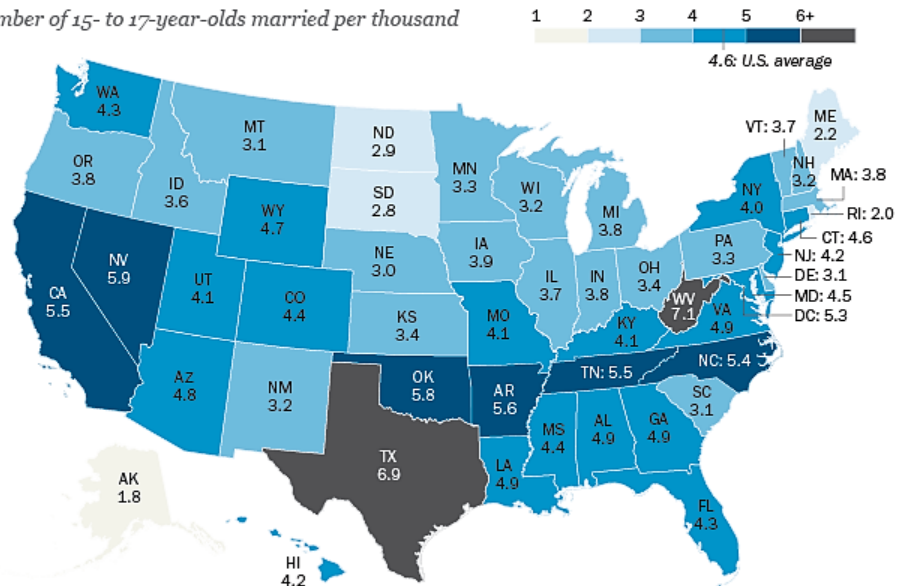
Higher rates of sexually transmitted infections

Girls between the ages of 15 and 19 are twice as likely to die in childbirth as women in their 20s, and the newborn children of younger mothers face greater risks as well.

Divorced teen mothers are more likely to end up living in poverty than teen mothers who did not marry.

*Unchained at Last Statistics*

Number of 15- to 17-year-olds married per thousand

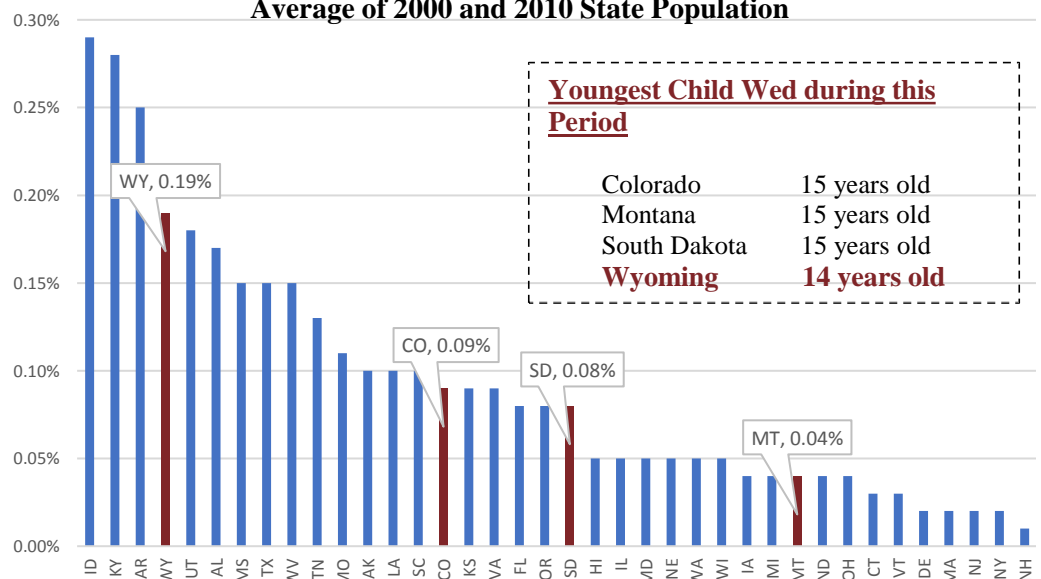


Number of Married 15 to 17 year olds per total population of 15 to 17 year olds. Information presented is for 2014 based on five-year estimate that include data collected for 2010-2014.

Information from Pew Research Center.

**Zonta supports changing marriage laws so that the minimum age for marriage is 18 years old – period. No exceptions.**

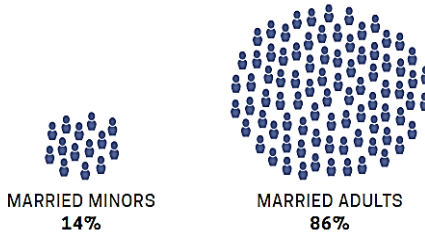
Number of Children Married as Percent of Average of 2000 and 2010 State Population



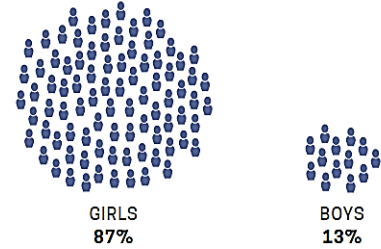
Data was not available for states not shown. Information taken from Unchained at Last.

**Teen mothers who marry and divorce are more likely to end up living in poverty than teenage single mothers who did not marry.**

**Minors Who Married Other Minors Versus Adults**



**Most of the Minors Who Married Were Girls**



*Data From FRONTLINE: Child Marriage in America by the Numbers*

**COLORADO**

TOTAL CHILDREN MARRIED (2000-2014)	CHILD MARRIAGE BIRTHRATE (2010)
<b>4,813</b>	<b>37</b> PER 10,000 PEOPLE MARRIED
MINIMUM AGE	JUDICIAL APPROVAL NEEDED
<b>NONE</b>	<b>UNDER 16</b>
ONE PARENT CONSENT	
<b>YES</b>	

**MONTANA**

TOTAL CHILDREN MARRIED (2000-2014)	CHILD MARRIAGE BIRTHRATE (2010)
<b>463</b>	<b>10</b> PER 10,000 PEOPLE MARRIED
MINIMUM AGE	JUDICIAL APPROVAL NEEDED
<b>16</b>	<b>ALL MINORS</b>
ONE PARENT CONSENT	
<b>YES</b>	

**SOUTH DAKOTA**

TOTAL CHILDREN MARRIED (2000-2014)	CHILD MARRIAGE BIRTHRATE (2010)
<b>741</b>	<b>22</b> PER 10,000 PEOPLE MARRIED
MINIMUM AGE	JUDICIAL APPROVAL NEEDED
<b>16</b>	<b>NO</b>
ONE PARENT CONSENT	
<b>YES</b>	

**WYOMING**

TOTAL CHILDREN MARRIED (2000-2015)	CHILD MARRIAGE BIRTHRATE (2010)
<b>1,200</b>	<b>33</b> PER 10,000 PEOPLE MARRIED
MINIMUM AGE	JUDICIAL APPROVAL NEEDED
<b>NONE</b>	<b>UNDER 16</b>
ONE PARENT CONSENT	
<b>YES</b>	